



NINTH EDITION  
2019-2020  
GRANTS  
ACTIVITY  
REPORT



## HILLSBOROUGH COMMUNITY COLLEGE GRANTS ACTIVITY REPORT, 2019-2020

THE HCC GRANTS OFFICE, WITHIN THE DIVISION OF STRATEGIC PLANNING & ANALYSIS, IS SUPPORTIVE OF PROPOSALS AND ACTIVITIES THAT STRENGTHEN AND SUSTAIN THE ACADEMIC REPUTATION AND MISSION OF HILLSBOROUGH COMMUNITY COLLEGE.

# THE GRANTS ACTIVITY REPORT SERVES FOUR FUNCTIONS.

- 1 The first function provides an overview of the value of the grants portfolio during the 2019-20 fiscal year (July 1, 2019 – June 30, 2020). This overview includes funding sources and distribution of grant awards across college locations and their relationship to college goals.
- 2 The second function offers a statistical synopsis of the grant-generating activity spanning the 2019-20 fiscal year including the number of grants sought, applied for and awarded. In developing these metrics, we can begin to target long-term funding goals and strategies to increase our grant win rates.
- 3 The third function of the report is an informational compendium of all grants active at any time from July 1, 2019 to June 30, 2020.
- 4 The final function of the report is to recognize the community organizations with whom we partnered in pursuit of grants during 2019-20.

The success achieved is a reflection of the innovation, dedication and hard work put forth by the faculty, staff and administration. The Grants Office of Hillsborough Community College managed a portfolio of \$28.7 million, representing 35 individual federal, state, local and private grants that were active during the July 1, 2019-June 30, 2020 fiscal year. In an effort to build on the Goals and Strategic Initiatives of HCC, the Grants Office works collaboratively with faculty and staff on individual and institutional projects that demonstrate the potential to attract outside funding. The Grants Office, Grants Accounting Office and the HCC Foundation work cooperatively to ensure the College maintains compliance with each of these grants.

We are pleased to present the ninth edition of the Grants Activity Report.

The mural shown, titled *Exuberance*, was created by artist Cecilia Lueza and appears on the wall of the Social Sciences building at the Dale Mabry Campus. **The mural project was funded by a grant of \$12,500 from the Arts Council of Hillsborough County and managed by Principal Investigator, Amanda Poss.**

**Paul Nagy**  
*Vice President, Strategic Planning & Analysis*



# GRANTS PORTFOLIO

## FY 2019-20

The portfolio reflects the total dollar value of 35 active grants over the 2019-20 fiscal year. Of the \$28,726,810 in the active grants portfolio, 43% (\$12,421,572) was from federal funding sources, 6% (\$1,775,349) was from state funds, 39% (\$11,056,608) was from local funding sources, and 12% (\$3,473,281) was from private funds. The portfolio represents grant-funded projects that vary in duration from months to several years. (See the Grants Compendium section for the funding period of each grant.)

Grant applications are led by “principal investigators” across the institution with ideas to attract funding that will advance the mission of the college. Table 1 displays the grants portfolio by location of the principal investigator, including the number of all awards active between July 1, 2019 and June 30, 2020.

TABLE 1

GRANTS PORTFOLIO BY LOCATION, FY 2019-20

LOCATION	AMOUNT	AWARDS
Brandon Campus	\$ 4,500,587	3
Dale Mabry Campus	6,702,295	5
District	6,599,747	15
Plant City Campus	0	0
SouthShore Campus	0	0
Ybor City Campus	10,765,049	5
HCC Foundation	159,132	7
TOTAL	\$ 28,726,810	35

CHART 1 GRANTS PORTFOLIO BY LOCATION, FY 2019-20

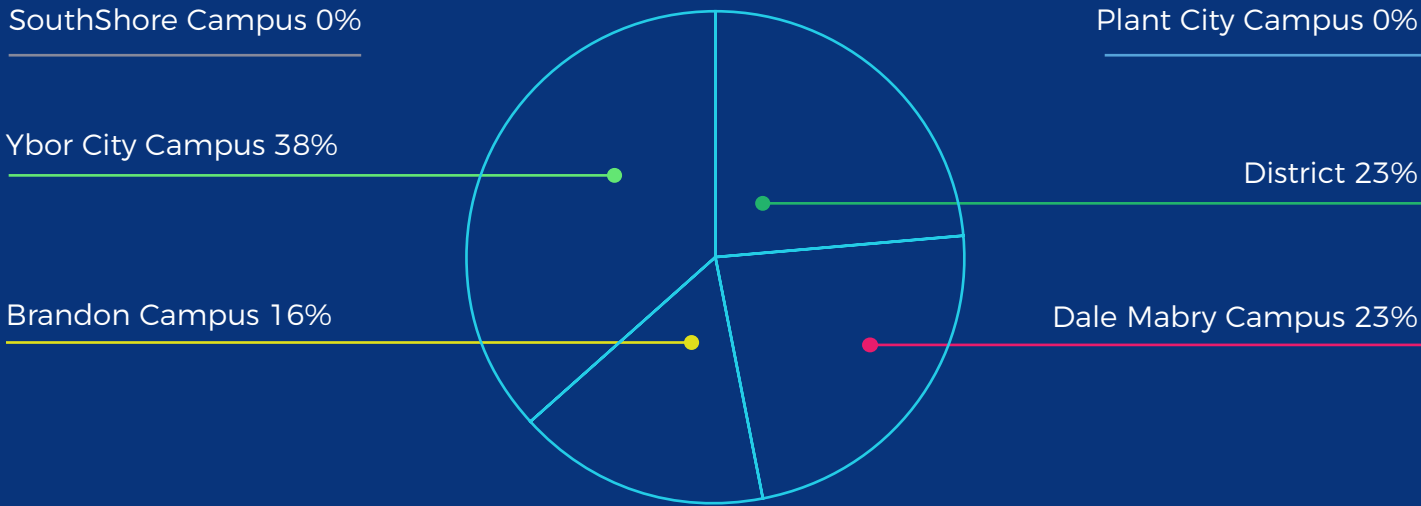
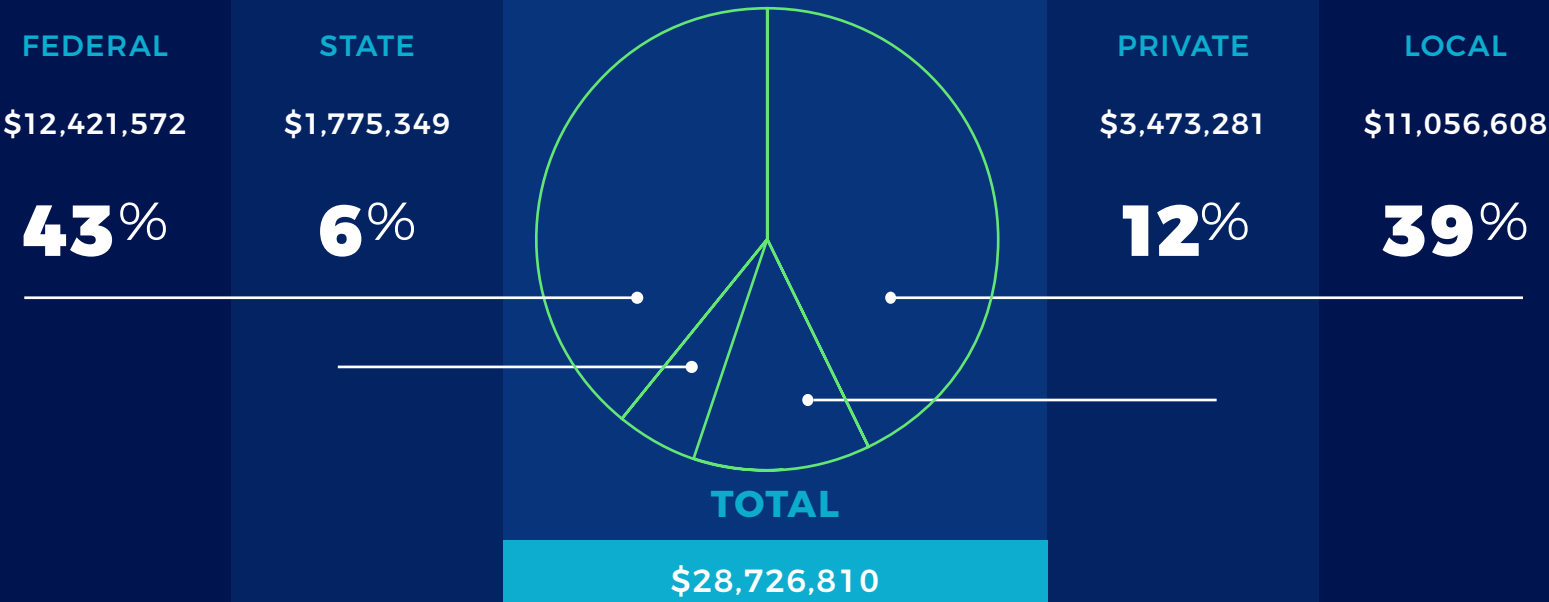


CHART 2 GRANTS PORTFOLIO BY FUNDING SOURCE, FY 2019-20



# GRANT PROPOSALS

SUBMITTED BY THE COLLEGE  
ALIGN WITH THE COLLEGEWIDE  
STRATEGIC GOALS AND INITIATIVES.

Table 2 displays the primary goal supported by the grants within the portfolio; however, it is important to note that grants may support multiple goals.

TABLE 2

GRANTS PORTFOLIO BY COLLEGE GOAL, FY 2019-20

GOAL	DESCRIPTION	# GRANTS
1	<b>STUDENT SUCCESS</b> Advance success for all students through the measurable achievement of learning outcomes and educational goals.	11
2	<b>WORKFORCE DEVELOPMENT</b> Foster partnerships that position workforce programs as a catalyst for broader economic development within the region.	16
3	<b>SUSTAINABLE OPERATIONS</b> Develop a collegewide direction that sets the standard for sustainability for the efficient stewardship of resources, both natural and fiscal, that are respectful of future generations.	0
4	<b>CULTURAL INCLUSION</b> Foster an inclusive college climate that welcomes, celebrates and promotes respect for participation and contributions of all students and employees.	6
5	<b>CONTINUOUS IMPROVEMENT</b> Continuously improve programs and services through a systematic and ongoing process of strategic planning, assessment and evaluation in which a “culture of evidence” guides our direction.	2

# GRANTS DEVELOPMENT ACTIVITY

JULY 1, 2019 – JUNE 30, 2020

The purpose of the Grants Process of the College is to generate sponsored funding to further the mission and goals of the College. Thus, the receipt of awards is the measure of success of the Grants Process. Table 3 is a synopsis of grant development activity spanning the 2019-20 fiscal year, including grants sought, applied for, funded and not funded. Table 4 displays the win rate of the 2019-20 grant application activity as of June 30, 2020. Table 5 displays a final win rate of the 2018-19 grant application activity. By developing these metrics, we can begin to target long-term funding goals and strategies to increase the proportion of grant applications that are awarded.

Developing competitive grant applications requires significant use of staff time and resources. To better ensure a strategic pursuit of grant applications, the President’s Cabinet must first approve development of the application as informed by basic information supplied on an Intent to Apply form. Approval of the Intent allows the principal investigator and grants team to go forward with development of the application. The College President approves final submission of the application by the Grants Office to the funder.

The win rate shown on the following pages is calculated for each location in two ways: (1) by applications, dividing the number of awards by the number of applications submitted, and (2) by dollars, dividing the amount funded by the total application amount. Note that the win rate of FY 2019-20 will change over time, when pending proposals are awarded or not funded. Pending grants reported in the 2019-20 Grants Activity Report will be recorded as “funded” or “not funded” in the FY 2020-21 report.

TABLE 3 ANNUAL FY 2019-20 GRANTS ACTIVITY BY CAMPUS APPLICATION ACTIVITY

CAMPUS	TOTAL APPLICATION AMOUNT	INTENT TO APPLY (APPROVED)	APPLICATIONS SUBMITTED	FUNDED AWARDS	NOT FUNDED	PENDING	WIN RATE
BRANDON	\$ 1,482,202	2	2	0	1	1	0%
DALE MABRY	619,039	7	5	0	3	2	0%
DISTRICT	1,342,433	4	4	3	0	1	75%
PLANT CITY	2,531,170	2	2	0	2	0	0%
SOUTHSHORE	0	0	0	0	0	0	0%
YBOR CITY	3,640,000	7	3	1	0	2	33%
FOUNDATION	54,747	4	3	3	0	0	100%
COLLEGEWIDE TOTALS	\$9,669,591	26	19	7	6	6	37%

\*Win rates are determined by dividing the total number of funded awards by the total number of applications submitted.

TABLE 4 FY 2019-20 WIN RATE AS OF JUNE 30, 2020

Intents to Apply (approved):	26	Amount:	\$10,762,971
Applications submitted:	19	Amount submitted:	\$9,669,591

AS OF JUNE 30, 2020		
	# APPLICATION	\$ AMOUNT
FUNDED	7	\$ 1,487,180
NOT FUNDED	6	2,782,209
PENDING	6	5,400,202
TOTALS	19	\$ 9,669,591
WIN RATE	37%	15%

\*The win rate for 2019-20 is not finalized, pending six notifications.

TABLE 5 FINAL FY 2018-19 WIN RATE AS OF JUNE 30, 2020

Intents to Apply (approved):	24	Amount:	\$10,040,475
Applications submitted:	16	Amount submitted:	\$29,233,085

AS OF JUNE 30, 2019			AS OF JUNE 30, 2020	
	# APPLICATION	\$ AMOUNT	# APPLICATION	\$ AMOUNT
FUNDED	8	\$ 3,191,713	8	\$ 3,191,713
NOT FUNDED	3	2,972,702	8	26,041,372
PENDING	5	23,068,670	0	\$0
TOTALS	16	\$ 29,233,085	16	\$ 29,233,085
WIN RATE	50%	11%	50%	11%

# GRANT WIN RATE

Chart 3, shown below, illustrates the College grant win rates over the last five fiscal years (dividing the number of awards by the number of applications submitted). Note that the win rate of FY 2019 20 will change over time when pending proposals are either awarded or not funded.

CHART 3 COLLEGE WIN RATES

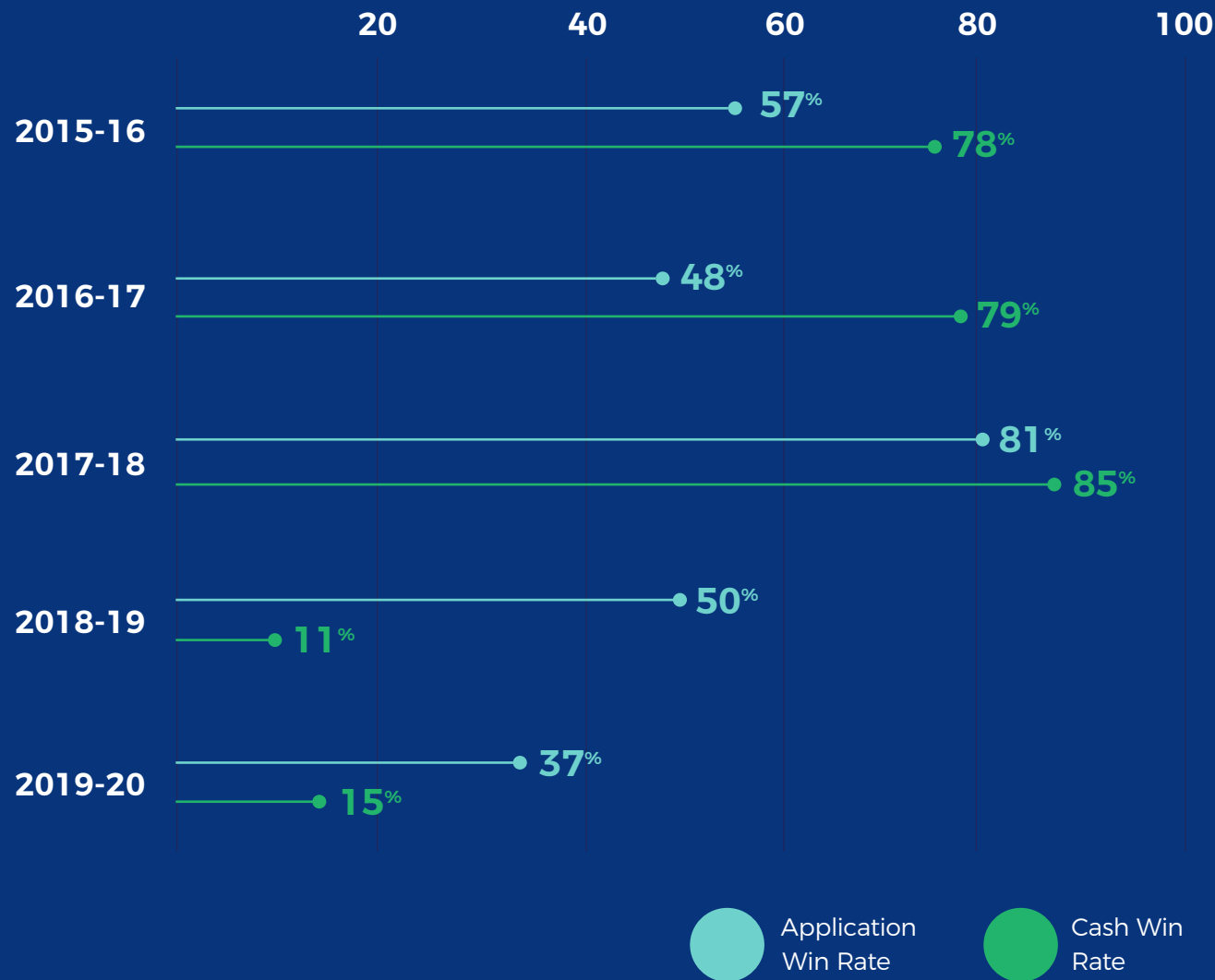


TABLE 6 FIVE-YEAR CASH AND APPLICATION GRANT WIN RATES

	TOTAL APPLICATION DOLLAR AMOUNT	DOLLAR AMOUNT AWARDED		APPLICATIONS SUBMITTED	APPLICATIONS AWARDED
2015-16	\$ 12,870,301	\$ 10,027,145	78%	23	13 57%
2016-17	9,049,051	7,187,837	79%	23	11 48%
2017-18	8,449,304	7,209,301	85%	26	21 81%
2018-19	29,233,085	3,191,713	11%	16	8 50%
2019-20	9,669,591	1,487,180	15%	19	7 37%

\*The 2019-20 cash and application win rates are not finalized, pending six notifications.

## GRANTS COMPENDIUM, FY 2019-20

The following compendium presents a listing of all grants active at any time during the 2019-20 fiscal year. The list includes the total award amount spanning the entire funding period for each grant.



BRANDON CAMPUS

FUNDING AGENCY	TITLE	PROJECT DIRECTOR	TOTAL AWARD AMOUNT	FUNDING PERIOD
NSF	FLATE Center Renewal	M. Barger	\$ 3,768,681	10/12 - 12/19
NSF	Collaborative Research & Engagement	M. Barger	629,663	5/17 - 4/21
NSF	Path Tech LISTEN	M. Barger	102,243	10/18 - 9/21
TOTAL	---	---	\$ 4,500,587	---

DALE MABRY CAMPUS

FUNDING AGENCY	TITLE	PROJECT DIRECTOR	TOTAL AWARD AMOUNT	FUNDING PERIOD
US DOE	Fulbright Hay Group Project	S. Lynch	\$ 97,448	9/18 - 10/19
Hillsborough County	Operational InLab	B. Hubbard	150,000	10/19 - 9/21
NSF	iUSE STEER	J. Wysong	112,220	9/15 - 8/20
NSF	LSAMP	J. Wysong	369,989	11/17 - 11/20
US DOE	HSI STEM	S. Olmstead	5,972,638	10/16 - 9/21
TOTAL	---	---	\$ 6,702,295	---

DISTRICT

FUNDING AGENCY	TITLE	PROJECT DIRECTOR	TOTAL AWARD AMOUNT	FUNDING PERIOD
FL DOE/SPC	CROP	W. Smith	\$ 183,882	8/19 - 7/20
FL DOE/SPC	CROP	W. Smith	46,673	8/18 - 7/19
FL DOE	Perkins	B. Mann	1,198,458	7/19 - 6/20
CBHC	2019 Summer Services	R. Williams	25,000	5/19 - 9/19
Hillsborough County	Manufacturing Academy	G. Clark	250,000	7/17 - 9/19
Hillsborough County	Manufacturing Academy-Marketing	G. Clark	200,000	10/17 - 9/19
Verizon, NACCE	Verizon Learning Initiative	R. Williams & B. Kerly	126,200	2/18 - 3/20
Verizon Foundation	Verizon Community Initiative-Tech Workforce Development	B. Hubbard	100,000	1/20 - 12/21
Helios Foundation	FUSE	P. Nagy	3,000,000	8/17 - 7/20
NACCE	NACCE Financial Management	R. Buckthorpe	7,949	1/19 - 12/19
Hillsborough County	Operation Start Up	R. Buckthorpe	39,666	10/18 - 9/19
FL DOE	Pathways to Career Opportunity	J. Meeks	85,376	1/20 - 12/20
HCSD	Career Pathway	B. Mann	27,853	10/19 - 9/21
US DOE	TRIO	K. Ray	1,228,690	9/15 - 8/20
NACCE	Verizon Innovative Learning-STEM	R. Williams	80,000	2/20 - 5/21
TOTAL			\$ 6,599,747	



FOUNDATION

FUNDING AGENCY	TITLE	PROJECT DIRECTOR	TOTAL AWARD AMOUNT	FUNDING PERIOD
Bank of America Charitable Foundation	Food 2 Finish	L. Lowry	\$ 25,000	8/19-7/20
ACHC	CAIG: Health and Wellness Mural	A. Poss	12,500	11/19-9/20
ACHC	CAIG: Dance	S. Lynch	12,247	11/19-9/20
The Dart Foundation	Workforce Capital	D. Godfrey	44,385	06/18-7/19
Gobioff Foundation	50th Anniversary Celebration Mural	A. Poss	10,000	8/18-7/19
Gobioff Foundation	N.E.S.T. Project	A. Poss	30,000	5/20-4/21
Sun Trust Foundation	Heavy Equipment Repair	J. Meeks	25,000	1/19-12/19
TOTAL			\$ 159,132	



YBOR CITY CAMPUS

FUNDING AGENCY	TITLE	PROJECT DIRECTOR	TOTAL AWARD AMOUNT	FUNDING PERIOD
CBHC	CALM	M. Fuente	\$ 1,491,036	10/17 – 9/22
CBHC	ELM	M. Fuente	2,535,955	10/17 – 9/22
CBHC	QEES	M. Fuente	6,337,098	10/18 – 9/21
FL DLE	Criminal Justice Trust Fund	J. Meeks	260,960	7/19 – 6/20
US DOL	AACC Apprenticeship	J. Meeks	140,000	7/19- – 6/22
TOTAL	---	---	\$ 10,765,049	---







# COMMUNITY COLLABORATIONS

Many grants require partnership through community connections. In 2019-20 a majority of the grants that were applied for involved partnership support. The following list of collaborations and partnerships represents partnerships of active awards.

## COMMUNITY AND INDUSTRY PARTNERS

- Amazon
- Arts Council of Hillsborough County (ACHC)
- Bank of America Charitable Foundation
- CareerSource Tampa Bay
- Children's Board of Hillsborough County (CBHC)
- Community Foundation of Tampa Bay
- Dart Foundation
- Early Learning Coalition of Hillsborough County
- Early Literacy Matters Program
- Early Learning and School Readiness
- FL DOE
- Gobioff Foundation
- Helios Education Foundation
- Hillsborough County
- Hillsborough County's Head Start
- Hillsborough County Public Schools
- LEAP Tampa Bay
- Lumina Foundation
- Moffitt Cancer Research Center
- National Science Foundation
- NASA
- Nielsen
- Pinellas County School District
- Port Tampa Bay
- Sarasota/Manatee School District

- SourceToad
- Sun Trust Foundation
- United Way Suncoast
- US DLE
- US DOE
- US DOL
- Verizon Foundation

## COLLEGES AND UNIVERSITIES

- Florida Southwestern State College
- Indian River State College
- Miami Dade College
- Polytechnic University of Puerto Rico
- St. Petersburg College
- State College of Florida
- University of Central Florida
- University of Florida
- University of South Florida
- University of Tampa
- Valencia College

# REPORT ABBREVIATIONS

<b>AACC</b>	American Association of Community Colleges	<b>HSI</b>	Hispanic-Serving Institution
<b>ACHC</b>	Arts Council of Hillsborough County	<b>STEER</b>	Systemic Transformation of Evidence-Based Education Reform
<b>ATE</b>	Advanced Technological Education	<b>LSAMP</b>	Louis Stokes Alliances for Minority Participation
<b>ATTC</b>	Advanced Transportation Technology Center	<b>NACCE</b>	National Association for Community College Entrepreneurship
<b>CALM</b>	Conscious Awareness Learning Model	<b>NASA</b>	National Aeronautics and Space Administration
<b>CBHC</b>	Children’s Board of Hillsborough County	<b>NSF</b>	National Science Foundation
<b>CROP</b>	College Reach Out Program	<b>PI</b>	Principal Investigator
<b>ECCA</b>	Expanding Community College Apprenticeships	<b>QEES</b>	Quality Early Education System
<b>ELM</b>	Early Literacy Matters	<b>RFP</b>	Request for Proposal
<b>FL DOE</b>	Florida Department of Education	<b>SPC</b>	Saint Petersburg College
<b>FL DEO</b>	Florida Department of Economic Opportunity	<b>TRIO</b>	Three ED Programs: Student Support Services, Educational Opportunity Centers, and Talent Search
<b>FL DLE</b>	Florida Department of Law Enforcement	<b>UCF</b>	University of Central Florida
<b>FL</b>	Florida	<b>UF</b>	University of Florida
<b>FLATE</b>	Florida Advanced Technological Education	<b>US DOE</b>	U.S. Department of Education
<b>FY</b>	Fiscal Year	<b>US DOL</b>	U.S. Department of Labor
<b>HCC</b>	Hillsborough Community College	<b>USF</b>	University of South Florida
<b>HCSD</b>	Hillsborough County School District		

# MISSION

To transform lives by providing open access to an exceptional teaching and learning environment that inspires students to contribute to the local community and global society.

# VISION

To promote a thriving community in which students achieve their full potential by providing access to an affordable, innovative, high quality, and lifelong education.

# VALUES

**STUDENT SUCCESS** Helping our students achieve their full potential by providing exceptional teaching and support services. **SUSTAINABILITY** Embracing our role as a responsible steward of the social, environmental and economic resources that have been entrusted to us. **SERVICE** Supporting the economic and cultural vitality of Tampa Bay through dynamic programming and partnership. **INTEGRITY** Operating with transparency, accountability and the highest level of professionalism. **INCLUSION** Building a diverse environment where all backgrounds, beliefs and experiences are welcomed. **INNOVATION** Fostering a culture that welcomes the exploration of new ideas and creative endeavors.



# HCC

## GRANTS OFFICE

Jill Rice, M.Ed. | HCC Grants Manager  
39 Columbia Drive #412, Tampa, FL 33606

### Brandon Campus

10451 Nancy Watkins Drive  
Tampa, FL 33619

### Dale Mabry Campus

4001 W. Tampa Bay Blvd.  
Tampa, FL 33614

### Plant City Campus

1206 North Park Road  
Plant City, FL 33563

### SouthShore Campus

551 24th Street NE  
Ruskin, FL 33570

### Ybor City Campus

2112 N. 15th Street  
Tampa, FL 33605

### MacDill Center

8102 Condor Street  
Tampa, FL 33621

### HCC at The Regent

6437 Watson Road  
Riverview, FL 33578

### Dr. Gwendolyn W. Stephenson

**District Administration Center**  
39 Columbia Drive (Davis Islands)  
Tampa, FL 33606

HCC subscribes to equity, access, diversity and inclusion. [hccfl.edu/equity](https://hccfl.edu/equity) MPR 11/20

Current and previous editions of the Grants Activity Report can be accessed electronically at the following URL: [hccfl.edu/grants](https://hccfl.edu/grants)