



2020-2021

GRANTS ACTIVITY REPORT

TENTH
EDITION



FY 2020-21 FEATURED GRANT

QUALITY EARLY EDUCATION SYSTEM (QEES)

The Quality Early Education System has had the largest reach of any of HCC's grant programs. QEES is a comprehensive, multi-agency effort to support the adults involved in caring for young children aged birth to five years and their families. Hillsborough Community College and Hillsborough County Child Care Licensing created the comprehensive QEES system for supporting children's cognitive, social, emotional and physical growth.

The QEES system was designed to further support the professional advancement of early childhood teachers and center directors by aligning all training to either certificates or stackable credentials toward a degree at Hillsborough Community College.

During the past year of the pandemic, according to the evaluation for Year 2, "QEES pandemic supports were a lifeline to early education and childcare providers." This training model has been utilized by the state of Florida for training child care professionals this past year, and it is HCC's desire to see this model grow into a national model. This grant is managed by principal investigator, Marni Fuente.

HILLSBOROUGH COMMUNITY COLLEGE GRANTS ACTIVITY REPORT, 2020-2021

THE HCC GRANTS OFFICE, WITHIN THE DIVISION OF STRATEGIC PLANNING & ANALYSIS, IS SUPPORTIVE OF PROPOSALS AND ACTIVITIES THAT STRENGTHEN AND SUSTAIN THE ACADEMIC REPUTATION AND MISSION OF HILLSBOROUGH COMMUNITY COLLEGE.

THE GRANTS ACTIVITY REPORT SERVES FOUR FUNCTIONS.

- 1 The first function provides an overview of the value of the grants portfolio during the 2020-21 fiscal year (July 1, 2020- June 30, 2021). This overview includes funding sources and distribution of grant awards across college locations and their relationship to college goals.
- 2 The second function offers a statistical synopsis of the grant-generating activity spanning the 2020-21 fiscal year including the number of grants sought, applied for and awarded. In developing these metrics, we can begin to target long-term funding goals and strategies to increase our grant win rates.
- 3 The third function of the report is an informational compendium of all grants active at any time from July 1, 2020, to June 30, 2021.
- 4 The final function of the report is to recognize the community organizations with whom we partnered in pursuit of grants during 2020-21.

The success achieved is a reflection of the innovation, dedication and hard work put forth by the faculty, staff and administration. The Grants Office of Hillsborough Community College managed a portfolio of \$25.7 million, representing 33 individual federal, state, local and private grants that were active during the July 1, 2020-June 30, 2021 fiscal year. In an effort to build on the Goals and Strategic Initiatives of HCC, the Grants Office works collaboratively with faculty and staff on individual and institutional projects that demonstrate the potential to attract outside funding. The Grants Office, Grants Accounting Office and the HCC Foundation work cooperatively to ensure the college maintains compliance with each of these grants.

We are pleased to present the tenth edition of the Grants Activity Report.

Paul Nagy
Vice President, Strategic Planning & Analysis

GRANTS PORTFOLIO

FY 2020-21

The portfolio reflects the total dollar value of 33 active grants over the 2020-21 fiscal year. Of the \$25,721,598 in the active grants portfolio, 40% (\$10,348,648) was from federal funding sources, 10% (\$2,566,212) was from state funds, 37% (\$9,391,873) was from local funding sources, and 13% (\$3,414,865) was from private funds. The portfolio represents grant-funded projects that vary in duration from months to several years. (See the Grants Compendium section for the funding period of each grant.)

Grant applications are led by “principal investigators” (PIs) across the institution with ideas to attract funding that will advance the mission of the College. Table 1 displays the grants portfolio by location of the principal investigator, including the number of all awards active between July 1, 2020, and June 30, 2021.

TABLE 1

GRANTS PORTFOLIO BY LOCATION, FY 2020-21

LOCATION	AMOUNT	AWARDS
Brandon Campus	\$ 731,906	2
Dale Mabry Campus	6,606,867	5
District	7,455,255	17
Plant City Campus	0	0
SouthShore Campus	0	0
Ybor City Campus	10,795,205	5
HCC Foundation	132,365	4
TOTAL	\$ 25,721,598	33

CHART 1 GRANTS PORTFOLIO BY LOCATION, FY 2020-21




CHART 2 GRANTS PORTFOLIO BY FUNDING SOURCE, FY 2020-21

PRIVATE

13%

LOCAL

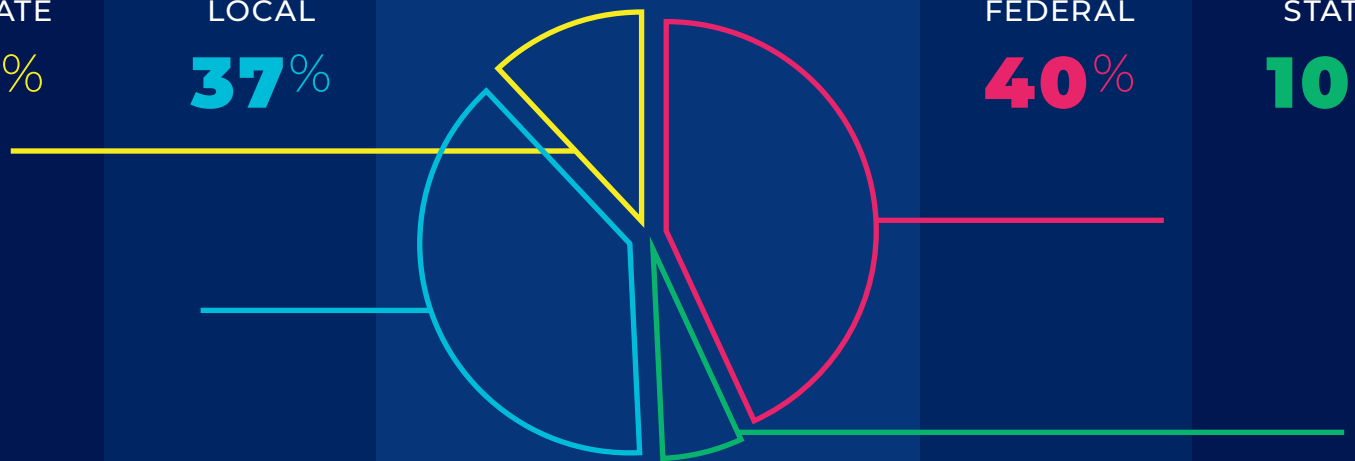
37%

FEDERAL

40%

STATE

10%



GRANT PROPOSALS

SUBMITTED BY THE COLLEGE
ALIGN WITH THE COLLEGEWIDE
STRATEGIC GOALS AND INITIATIVES.

Table 2 displays the primary goal supported by the grants within the portfolio; however, it is important to note that grants may support multiple goals.

TABLE 2

GRANTS PORTFOLIO BY COLLEGE GOAL, FY 2020-21

GOAL	DESCRIPTION	# GRANTS
1	STUDENT SUCCESS Advance success for all students through the measurable achievement of learning outcomes and educational goals.	16
2	WORKFORCE DEVELOPMENT Foster partnerships that position workforce programs as a catalyst for broader economic development within the region.	11
3	SUSTAINABLE OPERATIONS Develop a collegewide direction that sets the standard for sustainability for the efficient stewardship of resources, both natural and fiscal, that are respectful of future generations.	0
4	CULTURAL INCLUSION Foster an inclusive college climate that welcomes, celebrates, and promotes respect for participation and contributions of all students and employees.	3
5	CONTINUOUS IMPROVEMENT Continuously improve programs and services through a systematic and ongoing process of strategic planning, assessment and evaluation in which a “culture of evidence” guides our direction.	3

GRANTS DEVELOPMENT ACTIVITY

JULY 1, 2020 – JUNE 30, 2021

The purpose of the Grants Process of the College is to generate sponsored funding to further the mission and goals of the College. Thus, the receipt of awards is the measure of success of the Grants Process. Table 3 is a synopsis of grant development activity spanning the 2020-21 fiscal year, including grants sought, applied for, funded and not funded. Table 4 displays the win rate of the 2020-21 grant application activity as of June 30, 2021. Table 5 displays the final win rate of the 2019-20 grant application activity. By developing these metrics, we can begin to target long-term funding goals and strategies to increase the proportion of grant applications that are awarded.

Developing competitive grant applications requires significant use of staff time and resources. To better ensure a strategic pursuit of grant applications, the President's Cabinet must first approve development of the application from reviewing basic information supplied on an Intent to Apply form. Approval of the Intent allows the principal investigator and Grants team to go forward with development of the application. The College President approves final submission of the application by the Grants Office to the funder.

The win rate shown on the following pages is calculated for each location in two ways: (1) by applications, dividing the number of awards by the number of applications submitted, and (2) by dollars, dividing the amount funded by the total application amount. Note that the win rate of FY 2020-21 will change over time, when pending proposals are awarded or not funded. Pending grants reported in the 2020-21 Grants Activity Report will be recorded as "funded" or "not funded" in the FY 2021-22 report.

COVID-19 GRANT ACTIVITY FROM JULY 1, 2020, TO JUNE 30, 2021

Please note that Table 7 shows the COVID-19 relief grant amounts applied for and received during FY 2020-21. Since all institutions received these relief grants, they were parsed out of the FY 2020-21 calculations, because their inclusion would skew the results of HCC's regular grant activity. The Grants Office still manages these grants; thus, Table 7 is exclusive to COVID-19 grants only.

TABLE 3 GRANTS ACTIVITY BY CAMPUS, FY 2020-21

CAMPUS	TOTAL APPLICATION AMOUNT	INTENT TO APPLY (APPROVED)	APPLICATIONS SUBMITTED	FUNDED AWARDS	NOT FUNDED	PENDING	WIN RATE
BRANDON	\$ 0	0	0	0	0	0	0%
DALE MABRY	1,072,383	4	4	2	2	0	50%
DISTRICT	2,586,592	6	5	3	1	1	60%
PLANT CITY	80,000	1	1	0	0	1	0%
SOUTHSHORE	1,007,465	2	2	0	1	1	0%
YBOR CITY	1,770,000	8	6	5	0	1	83%
HCC FOUNDATION	107,365	3	3	3	0	0	100%
COLLEGEWIDE TOTALS	\$6,623,805	24	21	13	4	4	62%

*Win rates are determined by dividing the total number of funded awards by the total number of applications submitted.

TABLE 4 FY 2020-21 WIN RATE AS OF JUNE 30, 2021

Intents to Apply (approved):	24	Amount:	\$9,966,631
Applications submitted:	21	Amount submitted:	\$6,623,805

AS OF JUNE 30, 2021

	# APPLICATIONS	\$ AMOUNT
FUNDED	13	\$ 1,541,416
NOT FUNDED	4	2,270,904
PENDING	4	2,811,485
TOTALS	21	\$ 6,623,805
WIN RATE	62%	23%

*Win rates are determined by dividing the total number of funded applications (or those dollar amounts) by the total number of applications (or the dollar amounts submitted.)

TABLE 5 FINAL FY 2019-20 WIN RATE AS OF JUNE 30, 2021

Intents to Apply (approved):	26	Amount:	\$10,762,971
Applications submitted:	19	Amount submitted:	\$9,669,591

AS OF JUNE 30, 2020

AS OF JUNE 30, 2021

	# APPLICATIONS	\$ AMOUNT	# APPLICATIONS	\$ AMOUNT
FUNDED	7	\$ 1,487,180	9	\$ 3,287,180
NOT FUNDED	6	2,782,209	10	6,382,411
PENDING	6	5,400,202	0	0
TOTALS	19	\$ 9,669,591	19	\$ 9,669,591
WIN RATE	37%	15%	47%	34%

GRANT WIN RATE

Chart 3, shown below, illustrates the College grant win rates over the last five fiscal years (dividing the number of awards by the number of applications submitted). Note that the win rate of FY 2020-21 will change over time when pending proposals are either awarded or not funded.

CHART 3 COLLEGE WIN RATES

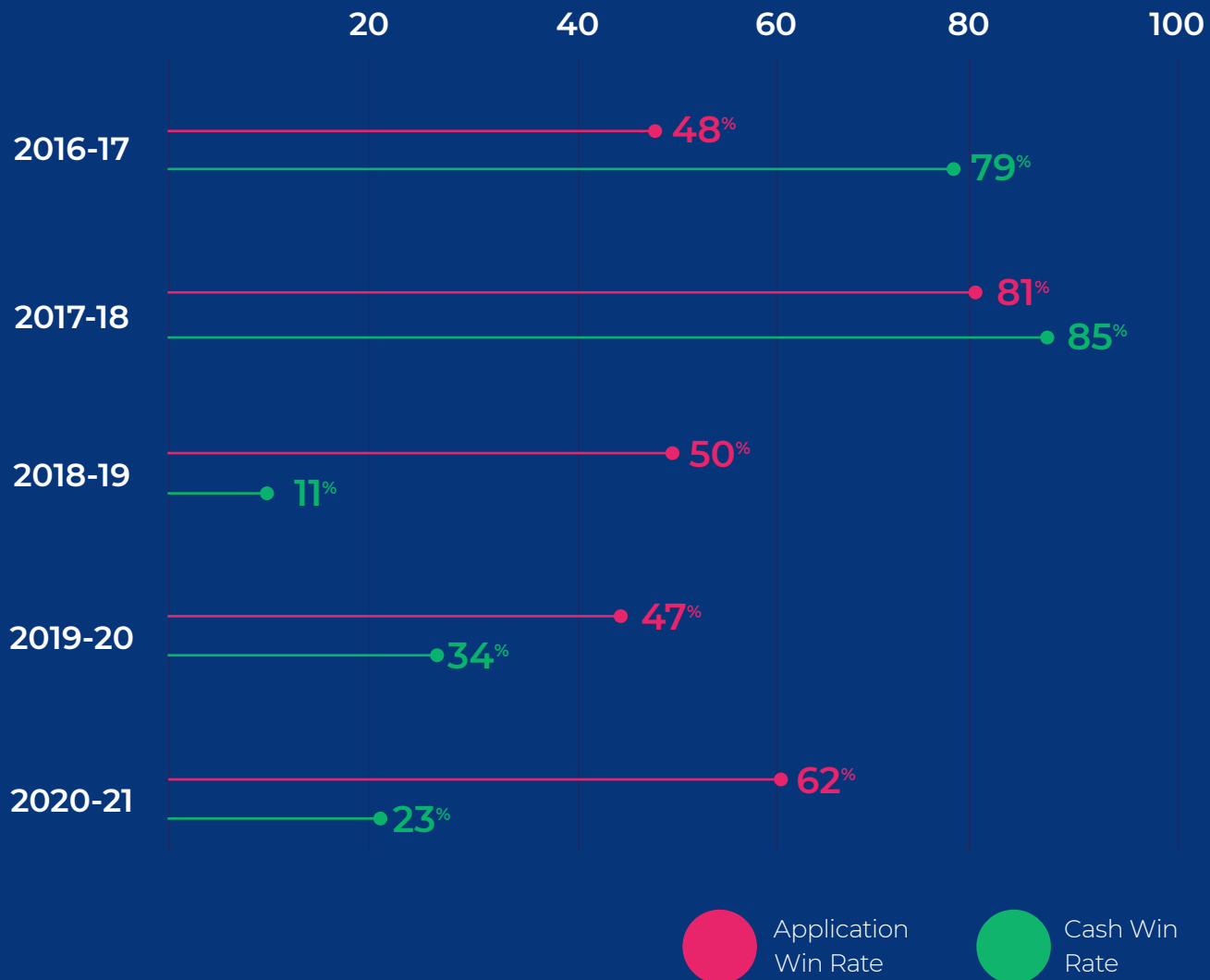


TABLE 6 FIVE-YEAR CASH AND APPLICATION GRANT WIN RATES

	TOTAL APPLICATION CASH AMOUNT	TOTAL CASH AMOUNT AWARDED		APPLICATIONS SUBMITTED	FUNDED APPLICATIONS AWARDED	
2016-17	\$ 9,049,051	\$ 7,187,837	79%	23	11	48%
2017-18	\$ 8,449,304	\$ 7,209,301	85%	26	21	81%
2018-19	\$ 29,233,085	\$ 3,191,713	11%	16	8	50%
2019-20	\$ 9,669,591	\$ 3,287,180	34%	19	9	47%
2020-21	\$ 6,623,805	\$ 1,541,416	23%	21	13	62%

*The 2020-2021 cash and application win rates are not finalized, pending four notifications.

TABLE 7 FY 2020-21 COVID-19 GRANTS

FUNDING AGENCY	TITLE	TOTAL AWARD AMOUNT	FUNDING PERIOD
DOE	HEERF I	\$ 16,262,267	4/20 – 1/22
DOE	HEERF II (CRRSAA)	34,912,041	5/20 – 1/22
DOE	HEERF III (ARP)	60,701,920	4/20 – 5/22
DOE	MSI HEERF	6,158,490	6/20 – 3/22
TOTAL	---	\$ 118,034,718	---

*COVID-19 grants are not included in the total grants activity for FY 2020-21.



GRANTS COMPENDIUM, FY 2020-21

The following compendium presents a listing of all grants active at any time during the 2020-21 fiscal year. The list includes the total award amount spanning the entire funding period for each grant.

BRANDON CAMPUS

FUNDING AGENCY	TITLE	PROJECT DIRECTOR	TOTAL AWARD AMOUNT	FUNDING PERIOD
NSF	Collaborative Research & Engagement	G. Kepner	\$ 629,663	5/17 – 4/21
NSF	Path Tech LISTEN	G. Kepner	102,243	10/18 – 9/21
TOTAL	---	---	\$ 731,906	---

DALE MABRY CAMPUS

FUNDING AGENCY	TITLE	PROJECT DIRECTOR	TOTAL AWARD AMOUNT	FUNDING PERIOD
Hillsborough County	Operational InLab	B. Hubbard	\$ 150,000	10/19 – 9/21
NSF	iUSE STEER	H., B.C.	134,664	9/15 – 8/20
NSF	LSAMP	H., B.C.	249,565	11/17 – 11/20
US DOE	HSI STEM	S. Olmstead	5,972,638	10/16 – 9/21
FL DOE	Innovators in Action	B. Hubbard	100,000	1/20 – 6/22
TOTAL	---	---	\$ 6,606,867	---

DISTRICT

FUNDING AGENCY	TITLE	PROJECT DIRECTOR	TOTAL AWARD AMOUNT	FUNDING PERIOD
FL DOE	CROP	W. Smith	\$ 183,882	8/19 – 7/20
FL DOE	CROP	W. Smith	44,137	8/20 – 7/21
FL DOE	Perkins	B. Mann	1,058,304	7/20 – 8/21
Hillsborough County	Manufacturing Academy	G. Clark	250,000	10/19 – 9/21
Hillsborough County	Manufacturing Academy-Marketing	G. Clark	200,000	10/19 – 9/21
Verizon Foundation	Verizon Community Initiative-Tech Workforce Development	B. Hubbard	100,000	1/20 – 12/21
Helios Foundation	FUSE	P. Nagy	3,000,000	8/17 – 7/20
FL DOE	Pathways to Career Opportunity	J. Meeks	85,376	1/20 – 12/20
HCSO	Career Pathway	B. Mann	27,853	10/19 – 9/21
US DOE	TRIO	K. Ray	1,228,690	9/15 – 8/20
NACCE	Verizon Innovative Learning-STEM	R. Williams	80,000	2/20 – 5/21
Verizon	Continuing Services (C-19)	R. Williams	50,000	7/20 – 12/20
FL DOE	Rapid Credentialing	R. Buckthorpe	938,939	5/20 – 9/22
FL DOE	Providing Technology to Meet Student Needs	K. Griffin & K. Heathcock	155,574	11/20 – 9/21
The College Board	Florida Partnership	W. Smith	10,000	12/20 – 7/21
ACHC	CAIG: Health and Wellness Mural	A. Poss	12,500	11/19 – 9/20
Gobioff Foundation	N.E.S.T. Project	A.Poss	30,000	5/20 – 4/21
TOTAL	---	---	\$ 7,455,255	---

HCC FOUNDATION

FUNDING AGENCY	TITLE	PROJECT DIRECTOR	TOTAL AWARD AMOUNT	FUNDING PERIOD
Bank of America Charitable Foundation	Food 2 Finish	L. Lowry	\$ 25,000	8/19 – 7/20
Helios Foundation	Florida Student Success Center 1	L. Lowry	25,740	5/21 – 5/22
Helios Foundation	Florida Student Success Center 2	L. Lowry	51,625	6/21 – 7/24
YCDC	HCC Visual and Performing Arts Series	S. Shear	30,000	6/21 – 7/24
TOTAL	---	---	\$ 132,365	---



YBOR CITY CAMPUS

FUNDING AGENCY	TITLE	PROJECT DIRECTOR	TOTAL AWARD AMOUNT	FUNDING PERIOD
CBHC	QEES	M. Fuente	\$ 8,741,520	10/18 – 10/22
US DOL	AACC Apprenticeship	J. Meeks	140,000	7/19 – 6/22
US DOE	TRIO Regular	L. Williams	1,891,185	9/20 – 8/24
HCAHA	Recovery Assistance Program	S. Rios	20,000	10/20 – 6/21
Early Learning Coalition	Child Care Emergency Fund	S. Rios	2,500	1/21 – 6/21
TOTAL	---	---	\$ 10,795,205	---



COMMUNITY COLLABORATIONS

FY 2020-21



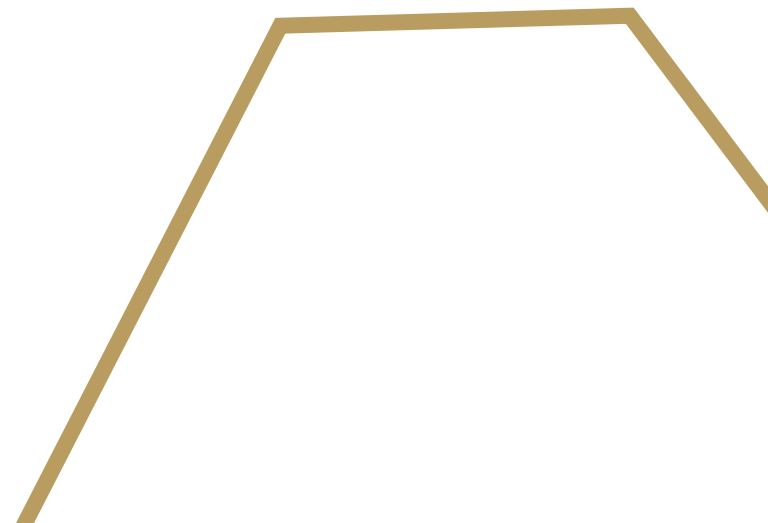
Many grants require partnership through community connections. In 2020-21 a majority of the grants that were applied for involved partnership support. The following list of collaborations and partnerships represents partnerships of active awards.

COMMUNITY AND INDUSTRY PARTNERS

Arts Council of Hillsborough County (ACHC)
Bank of America Charitable Foundation
CareerSource Tampa Bay
Children's Board of Hillsborough County (CBHC)
Community Foundation of Tampa Bay
Early Learning Coalition of Hillsborough County
FL DOE
Gobioff Foundation
Helios Education Foundation
Hillsborough County
Hillsborough County Public Schools
Hillsborough County Affordable Housing Authority
LEAP Tampa Bay
Lumina Foundation
National Association for Community College Entrepreneurship
National Science Foundation
NASA
Nielsen
Pinellas County School District
Port Tampa Bay
Sarasota/Manatee School District
The College Board
US DOE
US DOL
Verizon Foundation
Ybor City Development Corporation

COLLEGES AND UNIVERSITIES

Florida Southwestern State College
Indian River State College
Miami Dade College
Polytechnic University of Puerto Rico
St. Petersburg College
State College of Florida
University of Central Florida
University of Florida
University of South Florida
University of Tampa
Valencia College



GRANTS OFFICE

Jill Rice, M.Ed.

HCC College Grants Manager
39 Columbia Drive, #412
Tampa, FL 33606

Dr. Gwendolyn W. Stephenson District Administration Center

39 Columbia Drive (Davis Islands)
Tampa, FL 33606

Brandon Campus

10451 Nancy Watkins Dr.
Tampa, FL 33619

Dale Mabry Campus

4001 W. Tampa Bay Blvd.
Tampa, FL 33614

Plant City Campus

1206 North Park Road
Plant City, FL 33563

SouthShore Campus

551 24th Street, NE
Ruskin, FL 33570

Ybor City Campus

2112 N. 15th Street
Tampa, FL 33605

HCC subscribes to equity, access,
diversity and inclusion.

REPORT ABBREVIATIONS

AACC	American Association of Community Colleges
ACHC	Arts Council of Hillsborough County
ATE	Advanced Technological Education
CBHC	Children's Board of Hillsborough County
CROP	College Reach Out Program
FL	Florida
FL DEO	Florida Department of Economic Opportunity
FL DOE	Florida Department of Education
FY	Fiscal Year
HCAHA	Hillsborough County Affordable Housing Authority
HCC	Hillsborough Community College
HCS D	Hillsborough County School District
HSI	Hispanic-Serving Institution
LSAMP	Louis Stokes Alliances for Minority Participation
NACCE	National Association for Community College Entrepreneurship
NASA	National Aeronautics and Space Administration
NSF	National Science Foundation
PI	Principal Investigator
QEE S	Quality Early Education System
RFP	Request for Proposal
SPC	Saint Petersburg College
STEER	Systemic Transformation of Evidence-based Education Reform
TRIO	Three ED programs: Student Support Services, Educational Opportunity Centers, and Talent Search
UCF	University of Central Florida
UF	University of Florida
US DOE	US Department of Education
US DOL	US Department of Labor
USF	University of South Florida
YCDC	Ybor City Development Corporation

MISSION

To transform lives by providing open access to an exceptional teaching and learning environment that inspires students to contribute to the local community and global society.

VISION

To promote a thriving community in which students achieve their full potential by providing access to an affordable, innovative, high quality, and lifelong education.

VALUES

STUDENT SUCCESS Helping our students achieve their full potential by providing exceptional teaching and support services. **SUSTAINABILITY** Embracing our role as a responsible steward of the social, environmental and economic resources that have been entrusted to us. **SERVICE** Supporting the economic and cultural vitality of Tampa Bay through dynamic programming and partnerships. **INTEGRITY** Operating with transparency, accountability and the highest level of professionalism. **INCLUSION** Building a diverse environment where all backgrounds, beliefs and experiences are welcomed. **INNOVATION** Fostering a culture that welcomes the exploration of new ideas and creative endeavors.



HCC